



**almers**

BESPOKE FURNITURE & HOME DECOR



# Index

## Hexagon Shelves

Unpainted	PG 3-5
Stained	PG 6-8
Painted	PG 9-12
Two-tone	PG 13-18

Bookshelves PG 19-21

Box Shelves PG 22-25

Framed Shelves PG 26-29

Floating Shelves PG 30-33

House Shelves PG 34

Rope Shelves PG 35

Triangle Shelves PG 36

Display Shelves PG 37-40

Picture Ledges PG 41-42

Wall Mounted 3 Tier Shelf PG 43

Bathroom Shelves PG 44-45

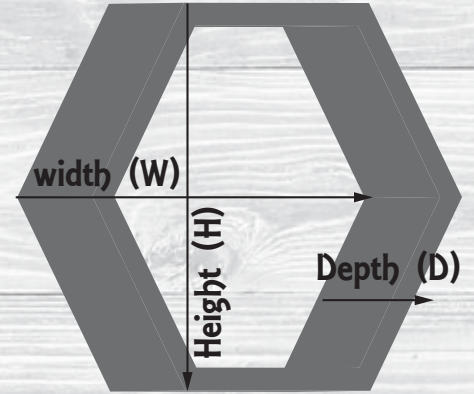
Wood Wall Art PG 46-50



# Unpainted Hexagon Shelves

Hexagon shelves are perfect to display plants, picture frames, and, keepsakes, or keep them empty to create a stand-out wall feature.

Handmade from new 22mm thick Pine wood.  
Come with hooks for easy hanging.



R410

## Set of 3 Unpainted Hexagon Shelves

Dimensions (W x D x H)

- 1 x Small - 155mm x 80mm x 175mm
- 1 x Medium - 310mm x 80mm x 280mm
- 1 x Large - 440mm x 80mm x 380mm

Upgrade to 120mm depth - R595

## Set of 6 Unpainted Hexagon Shelves

Dimensions (W x D x H)

- 2 x Small - 155mm x 80mm x 175mm
- 2 x Medium - 310mm x 80mm x 280mm
- 2 x Large - 440mm x 80mm x 380mm

Upgrade to 120mm depth - R1190



R820





**R1200**

## Set of 6 Large Unpainted Hexagon Shelves

Dimensions (W x D x H)

3 x Large - 440mm x 80mm x 380mm

3 x Large - 440mm x 80mm x 380mm  
with a shelf

Upgrade to 120mm depth - R1740

## Set of 6 Unpainted Hexagon Shelves

Dimensions (W x D x H)

2 x Small - 155mm x 80mm x 175mm

2 x Medium - 310mm x 80mm x 280mm

2 x Large - 440mm x 80mm x 380mm

Upgrade to 120mm depth - R1190



**R820**



**R1260**

## Set of 7 Large Unpainted Hexagon Shelves

Dimensions (W x D x H)

7 x Large - 440mm x 80mm x 380mm

Upgrade to 120mm depth - R1820





**R675**

## Set of 5 Medium Unpainted Hexagon Shelves

Dimensions (W x D x H)

5 x Medium - 310mm x 80mm x 280mm

Upgrade to 120mm depth - R1000

## Set of 4 Unpainted Hexagon Shelves

Dimensions (W x D x H)

2 x Medium - 310mm x 80mm x 280mm

2 x Large - 440mm x 80mm x 380mm

Upgrade to 120mm depth - R920



**R630**

## Build your own set

### Small

175mm x 155mm

### Medium

310mm x 280mm

### Large

440mm x 380mm

### Large with a shelf

440mm x 380mm

8cm depth

**R95**

**R135**

**R180**

**R220**

12cm depth

**R135**

**R200**

**R260**

**R320**



# Stained Hexagon Shelves

## Stain colours



Bring a touch of nature into your home with our range of beautifully stained wood shelves.

Choose any of our stain colours available to suit your existing decor.



**R500**

### Set of 3 Stained Hexagon Shelves

Dimensions (W x D x H)

1 x Small - 155mm x 80mm x 175mm

1 x Medium - 310mm x 80mm x 280mm

1 x Large - 440mm x 80mm x 380mm

Upgrade to 120mm depth - R710

### Set of 5 Large Stained Hexagon Shelves

Dimensions (W x D x H)

5 x Large - 440mm x 80mm x 380mm

Upgrade to 120mm depth - R1500



**R1100**





**R1155**

## Set of 7 Stained Hexagon Shelves

Dimensions (W x D x H)

3 x Small - 155mm x 80mm x 175mm

2 x Medium - 310mm x 80mm x 280mm

1 x Large - 440mm x 80mm x 380mm

1 x Large - 440mm x 80mm x 380mm  
with a shelf

Upgrade to 120mm depth - R1670

## Set of 6 Medium Stained Hexagon Shelves

Dimensions (W x D x H)

4 x Medium - 310mm x 80mm x 280mm

2 x Medium - 310mm x 80mm x 280mm  
with a shelf

Upgrade to 120mm depth - R1540



**R1050**

## Set of 3 Large Stained Hexagon Shelves

Dimensions (W x D x H)

5 x Large - 440mm x 80mm x 380mm

Upgrade to 120mm depth - R900



**R660**





## Set of 3 Medium Stained Hexagon Shelves

Dimensions (W x D x H)

3 x Medium - 310mm x 80mm x 280mm

Upgrade to 120mm depth - R720

## Set of 5 Stained Hexagon Shelves

Dimensions (W x D x H)

2 x Small - 155mm x 80mm x 175mm

3 x Medium - 310mm x 80mm x 280mm

with a shelf

Upgrade to 120mm depth - R1060

## Build your own set

### Small

175mm x 155mm

### Medium

310mm x 280mm

### Medium with a shelf

310mm x 280mm

### Large

440mm x 380mm

### Large with a shelf

440mm x 380mm



8cm depth

**R115**

**R165**

**R195**

**R220**

**R260**

12cm depth

**R170**

**R240**

**R290**

**R300**

**R380**



# Painted Hexagon Shelves

## Paint colours



Create a sophisticated look in your space with painted shelves.

Choose any of our paint colours available to suit your existing decor.



### Set of 3 Painted Hexagon Shelves

Dimensions (W x D x H)

2 x Medium - 310mm x 80mm x 280mm

1 x Large - 440mm x 80mm x 380mm

Upgrade to 120mm depth - R825

### Set of 4 Medium Painted Hexagon Shelves

Dimensions (W x D x H)

4 x Medium - 310mm x 80mm x 280mm

Upgrade to 120mm depth - R1500







**R1050**

## Set of 6 Medium Painted Hexagon Shelves

Dimensions (W x D x H)

6 x Medium - 310mm x 80mm x 280mm

Upgrade to 120mm depth - R1530

## Set of 5 Medium Painted Hexagon Shelves

Dimensions (W x D x H)

5 x Medium - 310mm x 80mm x 280mm

Upgrade to 120mm depth - R1275



**R875**

## Set of 4 Large Painted Hexagon Shelves

Dimensions (W x D x H)

4 x Large - 440mm x 80mm x 380mm

Upgrade to 120mm depth - R1260



**R920**





**R1025**

### Set of 7 Painted Hexagon Shelves

Dimensions (W x D x H)

4 x Small - 155mm x 80mm x 175mm

3 x Medium - 310mm x 80mm x 280mm

Upgrade to 120mm depth - R1505

### Set of 7 Painted Hexagon Shelves

Dimensions (W x D x H)

3 x Small - 155mm x 80mm x 175mm

2 x Medium - 310mm x 80mm x 280mm

2 x Large - 440mm x 80mm x 380mm  
with a Shelf

Upgrade to 120mm depth - R1855



**R1265**



**R1660**

### Set of 10 Painted Hexagon Shelves

Dimensions (W x D x H)

4 x Small - 155mm x 80mm x 175mm

4 x Medium - 310mm x 80mm x 280mm

2 x Large - 440mm x 80mm x 380mm

Upgrade to 120mm depth - R2390





## Set of 3 Unpainted Hexagon Shelves

Dimensions (W x D x H)

1 x Small - 155mm x 80mm x 175mm

1 x Medium - 310mm x 80mm x 280mm

1 x Large - 440mm x 80mm x 380mm

Upgrade to 120mm depth - R755

**R530**

## Set of 7 Painted Hexagon Shelves

Dimensions (W x D x H)

4 x Small - 155mm x 80mm x 175mm

3 x Medium - 310mm x 80mm x 280mm

Upgrade to 120mm depth - R1505



**R1025**

## Build your own set

8cm depth

12cm depth

**Small**

175mm x 155mm

**R125**

**R185**

**Medium**

310mm x 280mm

**R175**

**R255**

**Large**

440mm x 380mm

**R230**

**R315**

**Large with a shelf**

440mm x 380mm

**R270**

**R395**



# Two-Tone Hexagon Shelves

## Two-Tone colours



Choose any two colours for the perfect two-tone contrast.



### Set of 6 Two-tone Hexagon Shelves

#### Dimensions (W x D x H)

- 2 x Small - 155mm x 80mm x 175mm
- 3 x Medium - 310mm x 80mm x 280mm
- 1 x Large - 440mm x 80mm x 380mm with a shelf

Upgrade to 120mm depth - R1650

**R1135**

### Set of 7 Large Two-tone Hexagon Shelves

#### Dimensions (W x D x H)

- 7 x Large - 440mm x 80mm x 380mm

Upgrade to 120mm depth - R2345



**R1715**





**R1150**

### Set of 6 Two-tone Hexagon Shelves

Dimensions (W x D x H)

2 x Small - 155mm x 80mm x 175mm

2 x Medium - 310mm x 80mm x 280mm

2 x Large - 440mm x 80mm x 380mm

Upgrade to 120mm depth - R1630

### Set of 8 Two-tone Hexagon Shelves

Dimensions (W x D x H)

4 x Small - 155mm x 80mm x 175mm

2 x Medium - 310mm x 80mm x 280mm

1 x Large - 440mm x 80mm x 380mm

1 x Large - 440mm x 80mm x 380mm  
with a shelf

Upgrade to 120mm depth - R2120



**R1470**



**R2280**

### Set of 12 Two-tone Hexagon Shelves

Dimensions (W x D x H)

12 x Medium - 310mm x 80mm x 280mm

Upgrade to 120mm depth - R3300





**R2450**

## Set of 10 Two-tone Hexagon Shelves

Dimensions (W x D x H)

10 x Large - 440mm x 80mm x 380mm

Upgrade to 120mm depth - R3350

## Set of 6 Two-tone Hexagon Shelves

Dimensions (W x D x H)

3 x Small - 155mm x 80mm x 175mm

3 x Medium - 310mm x 80mm x 280mm

Upgrade to 120mm depth - R1440



**R990**

## Set of 6 Two-tone Hexagon Shelves

Dimensions (W x D x H)

3 x Small - 155mm x 80mm x 175mm

3 x Medium - 310mm x 80mm x 280mm

Upgrade to 120mm depth - R1440



**R990**





### Set of 3 Medium Two-tone Hexagon Shelves

Dimensions (W x D x H)

3 x Medium - 310mm x 80mm x 280mm

Upgrade to 120mm depth - R825

### Set of 6 Two-tone Hexagon Shelves

Dimensions (W x D x H)

2 x Small - 155mm x 80mm x 175mm

3 x Medium - 310mm x 80mm x 280mm

1 x Large - 440mm x 80mm x 380mm  
with a shelf

Upgrade to 120mm depth - R1650



### Set of 6 Two-tone Hexagon Shelves

Dimensions (W x D x H)

3 x Small - 155mm x 80mm x 175mm

3 x Medium - 310mm x 80mm x 280mm

Upgrade to 120mm depth - R1440







**R1810**

### Set of 10 Two-tone Hexagon Shelves

Dimensions (W x D x H)

4 x Small - 155mm x 80mm x 175mm

4 x Medium - 310mm x 80mm x 280mm

2 x Large - 440mm x 80mm x 380mm

Upgrade to 120mm depth - R2590

### Set of 5 Two-tone Hexagon Shelves

Dimensions (W x D x H)

1 x Small - 155mm x 80mm x 175mm

2 x Medium - 310mm x 80mm x 280mm

2 x Large - 440mm x 80mm x 380mm  
with a shelf

Upgrade to 120mm depth - R1585



**R1090**



**R715**

### Set of 4 Two-tone Hexagon Shelves

Dimensions (W x D x H)

2 x Small - 155mm x 80mm x 175mm

1 x Medium - 310mm x 80mm x 280mm

1 x Large - 440mm x 80mm x 380mm

Upgrade to 120mm depth - R1020



**R905****Set of 5 Two-tone Hexagon Shelves****Dimensions (W x D x H)****2 x Small - 155mm x 80mm x 175mm****2 x Medium - 310mm x 80mm x 280mm****1 x Large - 440mm x 80mm x 380mm****Upgrade to 120mm depth - R1295****Build your own set****Small**

175mm x 155mm

**Medium**

310mm x 280mm

**Large**

440mm x 380mm

**Large with a shelf**

440mm x 380mm

**8cm depth****R140****R190****R245****R285****12cm depth****R205****R275****R335****R415****Hand Painted****Exceptional quality****Easy hanging****Hand-crafted****Solid Wood****Sealed with a 5 year product**





Choose any two colours to suit your decor.

## Set of 17 Two-tone Hexagon Bookshelves

Dimensions (W x D x H)

8 x Large - 440mm x 200mm x 380mm

9 x Large - 440mm x 200mm x 380mm

with a shelf



**R9545**

**R4815**



## Set of 9 Two-tone Hexagon Bookshelves

Dimensions (W x D x H)

9 x Large - 440mm x 200mm x 380mm



**R3745**

### Set of 7 Two-tone Hexagon Bookshelves

Dimensions (W x D x H)

7 x Large - 440mm x 200mm x 380mm

### Set of 4 Unpainted Hexagon Bookshelves

Dimensions (W x D x H)

4 x Large - 440mm x 200mm x 380mm

**R1760****R1605**

### Set of 3 Two-tone Hexagon Bookshelves

Dimensions (W x D x H)

9 x Large - 440mm x 200mm x 380mm



## Set of 5 Unpainted Hexagon Bookshelves

Dimensions (W x D x H)

3 x Large - 440mm x 200mm x 380mm

2 x Large - 440mm x 200mm x 380mm  
with a Shelf



**R2300**



**R3895**

## Set of 7 Two-tone Hexagon Bookshelves

Dimensions (W x D x H)

4 x Large - 440mm x 200mm x 380mm

3 x Large - 440mm x 200mm x 380mm  
with a Shelf

**Build your own set**

**With a shelf**

**Unpainted**

**R440**

**R490**

**Painted**

**R490**

**R540**

**Stained**

**R515**

**R565**

**Two-tone**

**R535**

**R585**





Choose any single or two colours to suit your decor.

## Painted Rectangular Shelf Unit

Dimensions: (WxDxH)

1000mm x 100mm x 700mm



**R825**



**R775**

## Unpainted Rectangular Shelf Unit

Dimensions: (WxDxH)

1000mm x 100mm x 700mm

Upgrade to stained R795





R450

### Set of 3 Unpainted Square Shelves

Dimensions: (WxDxH)

1 x Small 200mm x 100mm x 200mm

1 x Medium 250mm x 100mm x 250mm

1 x Large 300mm x 100mm x 300mm

### Set of 3 Medium Unpainted Square Shelves

Dimensions: (WxDxH)

3 x Medium 250mm x 100mm x 250mm



R450



R600

### Set of 3 Two-tone Square Shelves

Dimensions: (WxDxH)

1 x Small 200mm x 100mm x 200mm

1 x Medium 250mm x 100mm x 250mm

1 x Large 300mm x 100mm x 300mm





R510

### Set of 3 Stained Square Shelves

Dimensions: (WxDxH)

1 x Small 200mm x 100mm x 200mm

1 x Medium 250mm x 100mm x 250mm

1 x Large 300mm x 100mm x 300mm

### Set of 3 Medium Painted Square Shelves

Dimensions: (WxDxH)

3 x Medium 250mm x 100mm x 250mm



R555

### Set of 2 Painted Square Shelves

Dimensions: (WxDxH)

1 x Small 200mm x 100mm x 200mm

1 x Medium 250mm x 100mm x 250mm



R320



# Build your own set

## Square Shelves

	Unpainted	Painted	Stained	Two-tone
<b>Small</b> 200mm x 100mm x 200mm	<b>R110</b>	<b>R135</b>	<b>R120</b>	<b>R150</b>
<b>Medium</b> 250mm x 100mm x 250mm	<b>R150</b>	<b>R185</b>	<b>R170</b>	<b>R200</b>
<b>Large</b> 300mm x 100mm x 300mm	<b>R190</b>	<b>R235</b>	<b>R220</b>	<b>R250</b>

Decor idea

Image source: Google





# Framed Shelves



Choose any single or two colours to suit your decor.



**R400**

**Set of 2 Small Unpainted Framed Shelves**

**Dimensions: (WxDxH)  
2 x 300mm x 100mm x 420mm**

**Set of 3 unpainted Framed Shelves**

**Dimensions: (WxDxH)  
1 x 300mm x 100mm x 420mm  
1 x 370mm x 150mm x 560mm  
1 x 450mm x 200mm x 700mm**



**R900**





R1125

### Set of 3 Medium Two-tone Framed Shelves

Dimensions: (WxDxH)  
3 x 370mm x 150mm x 560mm

### Set of 2 Small Two-tone Framed Shelves

Dimensions: (WxDxH)  
2 x 300mm x 100mm x 420mm



R530

### Set of 2 Small Two-tone Framed Shelves

Dimensions: (WxDxH)  
2 x 300mm x 100mm x 420mm



R530





**Set of 2 Small Two-tone Framed Shelves**

**Dimensions: (WxDxH)**  
 2 x 300mm x 100mm x 420mm

**R530**

**Set of 3 Two-tone Framed Shelves**

**Dimensions: (WxDxH)**  
 1 x 300mm x 100mm x 420mm  
 1 x 370mm x 150mm x 560mm  
 1 x 450mm x 200mm x 700mm



**R1125**



**Set of 2 Medium Painted Framed Shelves**

**Dimensions: (WxDxH)**  
 2 x 370mm x 150mm x 560mm

**R720**





**R1880**

## Set of 4 Large Painted Framed Shelves

Dimensions: (WxDxH)

4 x 450mm x 200mm x 700mm

## Set of 2 Large Painted Framed Shelves

Dimensions: (WxDxH)

4 x 450mm x 200mm x 700mm



**R940**

## Build your own set

Unpainted

Painted

Stained

Two-tone

**Small**

30cm x 10cm  
x 42cm

**R200**

**R250**

**R230**

**R265**

**Medium**

37cm x 15cm  
x 56cm

**R300**

**R360**

**R340**

**R375**

**Large**

45cm x 20cm  
x 70cm

**R400**

**R470**

**R450**

**R485**





Choose any single or two colours to suit your decor.

## Set of 2 Two-tone Wood Bracket Floating Shelves

Dimensions: (WxDxH)  
2 x 600mm x 200mm x 250mm

Unpainted - R900 (R450 each)  
Stained - R970 (R485 each)  
Painted - R1000 (R500 each)



## Set of 3 Two-tone Wood Bracket Floating Shelves

Dimensions: (WxDxH)  
3 x 600mm x 200mm x 250mm

Unpainted - R1350  
Stained - R1455  
Painted - R1500





**R600**

## Two-Tone Single shelf with a rod

Dimensions: (WxDxH)

1 x 650mm x 250mm x 260mm

Unpainted - R550

Stained - R570

Painted - R590

## Set of 2 Unpainted Shelves with hanging rods

Dimensions: (WxDxH)

2 x 650mm x 250mm x 260mm



**R1100**



**R550**

## Unpainted Shelf with a rod

Dimensions: (WxDxH)

1 x 650mm x 250mm x 260mm



## Unpainted Floating Shelf with Steel Brackets

Dimensions: (WxDxH)

1 x 500mm x 220mm x 240mm

Stained - R535

Painted - R550



**R495**



**R1070**

## Set of 2 Stained Floating Shelves with Steel Brackets

Dimensions: (WxDxH)

1 x 500mm x 220mm x 240mm

Unpainted - R990

Painted - R1100

## Set of 2 Stained Floating Shelves with Steel Brackets

Dimensions: (WxDxH)

1 x 500mm x 220mm x 240mm

Unpainted - R990

Painted - R1100



**R1070**





**R2140**

### Set of 2 Stained Floating Shelves with Steel Brackets

Dimensions: (WxDxH)

2 x 1000mm x 220mm x 240mm

Unpainted - R1980

Painted - R2200

### Set of 2 Painted Floating Shelves with Steel Brackets

Dimensions: (WxDxH)

2 x 1000mm x 220mm x 240mm

Unpainted - R1980

Painted - R2200

Optional Wine Glass Holder R120 each



**R2200**

If you require some additional storage or need to create a stunning display our solid wood floating shelves are made from 45mm thick solid wood.

The decorative steel brackets can support up to 15KG per pair. Talk to us about custom options.





Set of 3 Two-Tone House Shelves

Dimensions: (WxDxH)

1 x 194mm x 100mm x 310mm

1 x 244mm x 100mm x 380mm

1 x 294mm x 100mm x 450mm

**R720**

Set of 3 Two-Tone House Shelves

Dimensions: (WxDxH)

1 x 194mm x 100mm x 310mm

1 x 244mm x 100mm x 380mm

1 x 294mm x 100mm x 450mm



**R720**

(WxDxH)

Unpainted

Two-Tone

**Small**

194mm x 100mm x 310mm

**R185**

**R210**



Black



White

**Medium**

244mm x 100mm x 380mm

**R205**

**R240**



Grey




Dark Grey

**Large**

294mm x 100mm x 450mm

**R225**

**R270**



Wood



# Rope Shelves



Choose any single colour to suit your decor.

## Set of 2 Painted Rope Shelves

Dimensions: (WxDxH)

2 x 300mm x 120mm x 380mm

Unpainted R150 each

Stained R160 each

Painted R175 each

Rope colours depends on availability



**R350**

## Set of 2 Unpainted Rope Shelves

Dimensions: (WxDxH)

2 x 300mm x 120mm x 380mm



**R300**



# Triangle Shelves



Choose any single colour to suit your decor.



**R360**

**Set of 3 Unpainted Triangle Shelves**

**Dimensions: (WxDxH)  
3 x 300mm x 80mm x 260mm**

**Stained R380  
Painted R400**

**Set of 3 Stained Triangle Shelves**

**Dimensions: (WxDxH)  
3 x 300mm x 80mm x 260mm**

**Painted R400**



**R380**



# Display Shelves



Choose any single colour to suit your decor.



## Painted Hexagon Display Shelf

Dimensions: (WxDxH)  
1 x 870mm x 80mm x 750mm  
(100mm between each shelf)

Upgrade to 120mm depth R1335

## Large Painted Hexagon Display Shelf

Dimensions: (WxDxH)  
1 x 1010mm x 80mm x 860mm  
(120mm between each shelf)

Upgrade to 120mm depth R1575







**R825**

## Unpainted Hexagon Display Shelf

Dimensions: (WxDxH)

1 x 870mm x 80mm x 750mm  
(100mm between each shelf)

Upgrade to 120mm depth R1240

Stained 80mm depth - R875

120mm depth - R1315

## Large Unpainted Hexagon Display Shelf

Dimensions: (WxDxH)

1 x 1010mm x 80mm x 860mm  
(120mm between each shelf)

Upgrade to 120mm depth R1455

Stained 80mm depth - R1020

120mm depth - R1530



**R970**



**R1250**

## Unpainted Hexagon Display Stand

Dimensions: (WxDxH)

780mm x 80mm (without feet) x 960mm

Stained - R1400

Painted - R1450



### Unpainted Mountain Shelf

Dimensions: (WxDxH)

1 x 930mm x 80mm x 400mm



R990

R1030



### Stained Mountain Shelf

Dimensions: (WxDxH)

1 x 930mm x 80mm x 400mm

### Stained Mountain Shelf

Dimensions: (WxDxH)

1 x 930mm x 80mm x 400mm



R1030



**R1050**

## Painted Mountain Shelf


Dimensions: (WxDxH)

1 x 930mm x 80mm x 400mm

## Snow Top Stained Mountain Shelf

Dimensions: (WxDxH)

1 x 930mm x 80mm x 400mm

**R1080**

## Two-tone Mountain Shelf

Dimensions: (WxDxH)

1 x 930mm x 80mm x 400mm

**R1080**



# Picture Ledges



Choose any single colour to suit your decor.

## Unpainted Picture Ledge (1 meter)

Dimensions: (WxDxH)

1 x 1000mm x 100mm x 100mm

Stained - R400

Painted - R420



**R350**



**R700**

## Set of 2 Unpainted Picture Ledges (1 meter)

Dimensions: (WxDxH)

2 x 1000mm x 100mm x 100mm

Stained - R800

Painted - R840





R400

### Set of 2 Stained Picture Ledges (50 cm)

Dimensions: (WxDxH)  
2 x 500mm x 100mm x 100mm

Unpainted - R350  
Painted - R420

### Set of 2 Decorative Cloud Picture Ledges (50 cm)

Dimensions: (WxDxH)  
2 x 500mm x 100mm x 100mm

Stained - R500  
Painted - R550



R450

### Set of 2 Decorative Cloud Picture Ledges (50 cm)

Dimensions: (WxDxH)  
2 x 500mm x 100mm x 100mm

Stained - R500  
Painted - R550



R450



# 3 Tier Adjustable Shelf



Choose any single or two colours to suit your decor.



## Two-Tone Adjustable Wall Mounted 3-tier Shelf

Dimensions: (WxDxH)  
1 x 650mm x 160mm x 800mm

Stained - R850  
Painted - R895

## Unpainted Adjustable Wall Mounted 3-tier Shelf

Dimensions: (WxDxH)  
1 x 650mm x 160mm x 800mm

Stained - R850  
Painted - R895





# Bathroom Shelves



Choose any single or two colours to suit your decor.

**R450**



**Unpainted Hexagon Toilet Roll Holder**

**Dimensions: (WxDxH)**  
1 x 190mm x 100mm x 630mm

**Painted - R495**

**Stained Hexagon Toilet Roll Holder**

**Dimensions: (WxDxH)**  
1 x 190mm x 100mm x 630mm

**Painted - R495**



**R480**





### Stained Hexagon Toilet Roll Holder

Dimensions: (WxDxH)  
1 x 190mm x 100mm x 630mm

Painted - R495

### Two-Tone Tic-tac-toe Toilet Roll Holder

3 Removable X's included

Dimensions: (WxDxH)  
1 x 433mm x 100mm x 433mm

Unpainted - R595

Stained - R620



### Painted Tic-tac-toe Toilet Roll Holder

3 Removable X's included

Dimensions: (WxDxH)  
1 x 433mm x 100mm x 433mm

Unpainted - R595

Stained - R620



# Wood Wall Art

3D Wood Art is entirely handmade and every piece is unique.

Not only does wood art offer breath taking and appealing views it also works perfect as a sound diffuser enhancing acoustics.

Wood is sawed into segments, each block hand sanded and individually coloured. The elements are then glued into the perfect spot and sealed.

Made to order with custom colour and size options.

R4950 per square meter.

Free design with custom colours.

## Eye 3D Wall Art

Dimensions: (WxDxH)

1 x 450mm x 80mm x 450mm



**R1000**

## Ocean Wave 3D Wall Art

Dimensions: (WxDxH)

1 x 450mm x 80mm x 450mm



**R1000**





**R8180**

### Forrest 3D Wall Art

Dimensions: (WxDxH)

1 x 1080mm x 80mm x 1530mm

### Large Forrest 3D Wall Art

Dimensions: (WxDxH)

1 x 1960mm x 80mm x 1820mm



**R17760**



**R1170**

### Raw Gold 3D Wall Art

Dimensions: (WxDxH)

1 x 405mm x 80mm x 585mm





**R4960**

### Wave 3D Wall Art

Dimensions: (WxDxH)

3 x 495mm x 80mm x 675mm

### Mineral 3D Wall Art

Dimensions: (WxDxH)

1 x 1530mm x 80mm x 990mm



**R7500**

### Cool Emoji 3D Wall Art

Dimensions: (WxDxH)

1 x 675mm x 80mm x 675mm



**R2250**





**R7620**

## Black Hole 3D Wall Art

Dimensions: (WxDxH)

1 x 1710mm x 80mm x 900mm

## Stained Geometric Wood Wall Art

Dimensions: (WxDxH)

18 x 310mm x 36mm x 280mm

Unpainted - R180 each

Stained - R200 each

Painted - R220 each



**R3600**

## Unpainted Geometric Wood Wall Art

Dimensions: (WxDxH)

6 x 310mm x 36mm x 280mm



**R1080**



## Geometric 3D Wall Art

Dimensions: (WxDxH)

1 x 1080mm x 55mm x 780mm

Talk to us about custom designs and colour options.



Whether you're looking for the perfect focal point, product display or some additional storage. We have a solution for you.

Our range of products are hand-crafted with care and great quality materials.

Talk to us about your custom requirements!